

Lanthanide phasing kit

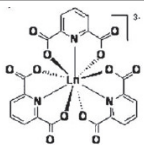




User Documentation

Please, read carefully this documentation before using. This documentation is also available on www.natx-ray.com

This kit presents 10 new lanthanide complexes designed for anomalous phasing of protein structures. These molecules contain lanthanide atoms and bind to the surface of macromolecules. With the present compounds, lanthanide derivatives crystals of biological macromolecules are obtained either by soaking or by co-crystallization. The derivative crystals can be used to solve the structure of biological macromolecules by methods taking advantage of the strong anomalous signal of the lanthanides in their L_{III} absorption edge or, for some of them, with $CuK\alpha$ radiation from a laboratory X-ray source.

Kit contents

The present kit contains 10 complexes, obtained from five different chelators:

Acronym	Name	Formula
(DPA) ₃	tris(pyridine-2,6-dicarboxylate) or tris(dipicolinate)	
DOTA	1,4,7,10-tetraazacyclododecan-1,4,7,10-tetraacetic acid (CAS # 60239-18-1)	
DO3A	1,4,7,10-tetraazacyclododecan-1,4,7-triacetic acid	
HPDO3A	10-(2-hydroxypropyl)-1,4,7,10-tetraazacyclododecan-1,4,7-triacetic acid	
DTPA-BMA	N,N-bis[2-[(carboxymethyl)[(methylcarbamoyl)methyl]amino]ethyl]glycine	

Each of these chelators being provided with two different lanthanide atoms:

Atom	L_{III} edge	f'' at L_{III} edge (e ⁻)	f'' at 1.0 Å (e ⁻)	f'' at 1.54 Å (e ⁻)
Eu	1.7761 Å / 6980 eV	28-30	6.52	11.26
Yb	1.3862 Å / 8944 eV	28-30	9.69	4.43

These compounds are organized in 10 alicots as following:

1: Eu-(DPA) ₃	3: Eu-DOTA	5: Eu-DO3A	7: Eu-HPDO3A	9: Eu-DTPA-BMA
2: Yb-(DPA) ₃	4: Yb-DOTA	6: Yb-DO3A (*)	8: Yb-HPDO3A	10: Yb-DTPA-BMA

Compounds are solubilized in deionized water (18.2 MΩ). Each solution is filtered (0.45 μm cutoff).

(*) Compound #6 is solubilized in 0.3 M NaOH.

code	chelator	lanthanide atom	MW (g.mol ⁻¹)	charge	concentration (mM)	volume (μL)
1	(DPA) ₃	Eu	788.3	3-	200	500
2		Yb	809.4	3-	200	500
3	DOTA	Eu	575.3	1-	500	100
4		Yb	596.4	1-	500	100
5	DO3A	Eu	495.3	0	500	100
6		Yb	516.4	0	500	100
7	HPDO3A	Eu	553.0	0	500	100
8		Yb	574.1	0	500	100
9	DTPA-BMA	Eu	568.4	0	500	100
10		Yb	589.5	0	500	100

Usage

(DPA)₃

This compound should be used at typical concentrations of 50-100 mM as an additive to the crystallization conditions (co-crystallization or soaking). The compound crystallizes in the presence of divalent ions (Ca²⁺, Mg²⁺...) and in high concentration salt conditions. The ionic strength of the compound is high, which strongly modifies the crystallization conditions. Adding the compound to the protein solution may lead to a precipitate from which derivative crystals may grow.

For experiments at the L_{III} absorption edge, the crystal should be washed shortly in a cryo-solution without compound to avoid x-ray fluorescence from the solution surrounding the crystal.

Depending on the crystallization conditions used, the lanthanide atom may be released, and thus the compound has to be considered as a lanthanide-containing compound during manipulation and waste processing. As a consequence, special care has to be made for the manipulation of this compound (use of appropriate personal protective equipment like gloves and glasses). See also safety documentation on www.natx-ray.com.

DOTA, DO3A, HP-DO3A and DTPA-BMA

Unlike chemicals that are commonly used to prepare heavy-atom derivative crystals of biological macromolecules, most of these compounds are not disruptive. As such, it should be used at the highest possible concentration (100 mM or higher) as an additive to the crystallization conditions (co-crystallization) or to the mother liquor (soaking). Soaking time can be rather short (a few 10 s). If for cryo-protection long soaking times in the cryoprotectant are required, then the compound should be introduced at the highest possible concentration into the cryoprotectant. This may be the easiest way for preparing derivative crystals by soaking. For experiments at the L_{III} absorption edge, the crystal should be washed very shortly in a cryo-solution without compound to avoid x-ray fluorescence from the solution surrounding the crystal.

Under standard conditions used for crystallizing biological macromolecules these compound are extremely stable and can thus be used as standard additives. Nevertheless, since they contain a lanthanide atom, they should be considered as lanthanide-containing compounds during waste processing. See also safety documentation on www.natx-ray.com.

Nota: Yb-DO3A (compound #6) may precipitate at pH <= 9.

Storage

- (DPA)₃ must be stored at room temperature. All other compounds can be stored at room temperature or at 4°C. For this reason, we recommend to store the kit at room temperature.
- Protect the product from light.
- Precipitation may occur and does not affect the efficiency of the product. If product has precipitated, please heat the solution at 60°C until solubility is restored prior to use. This may take up to 4-5 hours.
- Use compounds within one year from delivery date.

Acknowledgment

Authors publishing results thanks to these compounds are welcome to cite the following papers:

For tris(dipicolinate)-lanthanide complexes ((DPA)₃ complexes):

Pompidor G, D'Aleo A, Vicat J, Toupet L, Giraud N, Kahn R, Maury O, Angew Chem Int Ed Engl. 47 (2008), 3388-3391.

For the other complexes:

Girard E, Stelter M, Vicat J, Kahn R, Acta Cryst. D59 (2003), 1914-1922.